

ARMENIAN CENTER FOR NATIONAL AND INTERNATIONAL STUDIES

# Corruption in Armenia

Presentation of Public Opinion Poll Results  
(1956 citizens from Yerevan and all Armenia)

## About the Respondents

Age Groups								
20 and below	21-30	31-40	41-50	51-60	61-70	71-80	81 and above	Refused to answer
6.7%	23.7%	23.6%	21.4%	12.7%	8.3%	2.9%	0.3%	0.4%

Gender	
Male	Female
42.7%	57.3%

Education					
Incomplete secondary	Secondary	Specialized secondary	Incomplete higher	Higher	Refused to answer
3.1%	17.1%	20.5%	11.1%	48%	0.2%

Place of Residence	
Urban	Rural
68%	32%

Yerevan	32.4%
Aragatsotn region	4.6%
Armavir region	9.4%
Ararat region	8.3%
Kotaik region	8.2%
Siunik region	5%
Gegharkunik region	7.1%
Tavush region	4.1%
Lori region	9.4%
Vayots Dzor region	2.1%
Shirak region	9.4%

Occupation					
Employed	Unemployed	Pensioner	Welfare recipient	Student	Refused to answer
57.6%	25.3%	9.8%	0.9%	6.1%	0.3%

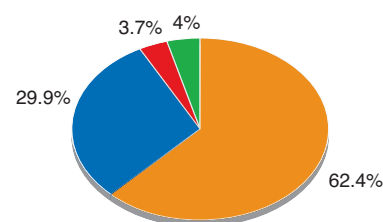
Status of Workplace	
State-run	61.2%
Non-governmental	36%
International organization	1.7%
Refused to answer	1.1%
Sphere of Occupation	
State administration or local government	5.9%
Administrative work in non-governmental organizations	6.2%
Health care and social service	8.3%
Education	10.3%
Science	2.4%
Art and culture	5.2%
Spirituality and religion	0.6%
Media	2.7%
Law	3.2%
Military	2.7%
Agriculture, forestry	6.5%
Energy, gas, water supply	3.1%
Transport	8.4%
Telecommunication	2.4%
Finance and economy	2.4%
Real-estate services	0.4%
Communal and personal services	2.2%
Library and archive	0.9%
Computer science, information technologies	0.8%
Trade and commerce	7.8%
Tourism, hotel and restaurant management	2.3%
Construction, engineering	3.5%
Heavy industry	0.9%
Processing industry	0.4%
Food industry	0.8%
Textile industry	0.4%
Chemical industry	0.2%
Blue-collar work	8%
Refused to answer	1.1%

*Note:* These indices are calculated against the number of respondents who are employed (57.6% of all respondents).

<b>What standard of living does your income provide for your family today?</b>	
You can hardly make ends meet, often having to borrow money for necessary things. You are unable to save money.	<b>47%</b>
You have enough money for everyday expenses, but it is difficult to buy clothes. You make a special effort to save or to borrow money for them.	<b>31.2%</b>
You have money for your expenses and even save a little, but you are unable to buy expensive things for long-term usage. You take out a loan or borrow money for this purpose.	<b>15.3%</b>
You can afford buying expensive things, but cannot yet purchase a car or go on an expensive vacation.	<b>4.3%</b>
You can buy expensive things like furniture, a car and a summer home, and can spend your holiday abroad.	<b>0.2%</b>
Refused to answer	<b>2%</b>

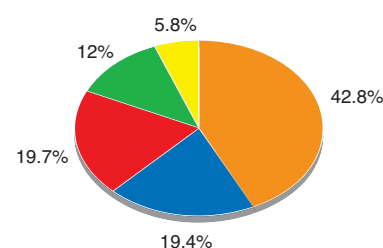
**1. Corruption in Armenia exists in...**

1. All spheres and levels	62.4%
2. Some spheres and levels	29.9%
3. Very few spheres and levels	3.7%
4. Difficult to answer	4%



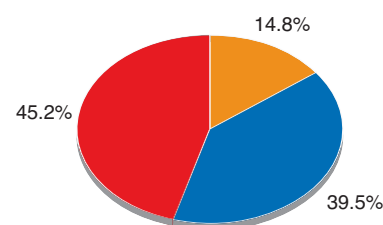
**2. Today corruption in Armenia is first of all...**

1. <i>A political phenomenon:</i> Authorities that come to power through election fraud and bribery are forced to sponsor or give privileges to those who supported their "election"	42.8%
2. <i>An economic phenomenon:</i> Corruption is the most effective way of amassing money	19.4%
3. <i>A social phenomenon:</i> A variety of social problems forces people to take steps to solve them quickly	19.7%
4. <i>A cultural phenomenon:</i> Solving problems illegally is a characteristic feature of Armenians	12%
5. Difficult to answer	5.8%
6. Refused to answer	0.3%



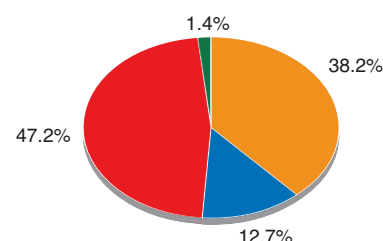
**3. If you have given a bribe, then you have done it...**

1. Because you were forced to do it (there was no other way to solve the problem)	14.8%
2. In order to solve the problem quickly and easily	39.5%
3. I have not given a bribe	45.2%
4. Refused to answer	0.5%



**4. The last time, you were forced to bribe in order to...**

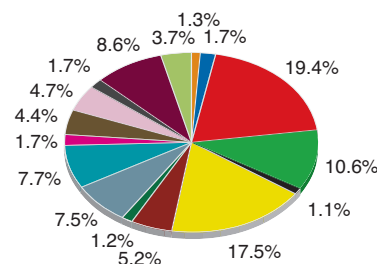
1. Solve your lawful matter justly	38.2%
2. Avoid the law: receive a permission or privilege, avoid accountability	12.7%
3. I have not bribed for any reason	47.2%
4. Difficult to answer	0.5%
5. Refused to answer	1.4%



**5. Which is the most corrupted system or body you have ever encountered?**

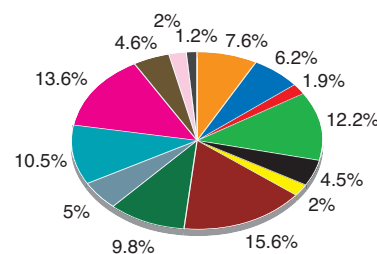
**First Choice**

1. Civil registry or records office	1.3%
2. Forestry system	1.7%
3. Health care system (hospitals, polyclinics)	19.4%
4. Army	10.6%
5. Banking system	1.1%
6. Courts	17.5%
7. Prosecutor's office	5.2%
8. Energy distribution system	1.2%
9. Housing and communal services	0.2%
10. Education system (kindergartens, schools, colleges, universities)	7.5%
11. Tax bodies	7.7%
12. Customs bodies	1.7%
13. State transport inspection	4.4%
14. Water utilities	0.3%
15. Police	4.7%
16. Social security system	1.7%
17. City halls, local governmental offices	0.7%
18. Urban planning agencies, architectural oversight agencies	0.6%
19. Difficult to answer	8.6%
20. <i>Other</i> :	3.7%
✓ All of the above	3.6%
✓ State cadastre committee	0.05%
✓ Art and culture system	0.05%
21. Refused to answer	0.2%



**Second Choice**

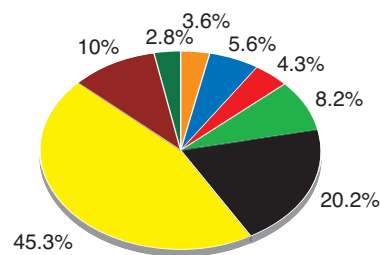
1. Civil registry or records office	0.5%
2. Forestry system	0.9%
3. Health care system (hospitals, polyclinics)	7.6%
4. Army	6.2%
5. Banking system	1.9%
6. Courts	12.2%
7. Prosecutor's office	4.5%
8. Energy distribution system	2%
9. Housing and communal services	0.6%
10. Education system (kindergartens, schools, colleges, universities)	15.6%
11. Tax bodies	9.8%
12. Customs bodies	5%
13. State transport inspection	10.5%
14. Water utilities	0.5%
15. Police	13.6%
16. Social security system	4.6%
17. City halls, local governmental offices	2%
18. Urban planning agencies, architectural oversight agencies	1.2%
19. Difficult to answer	0.4%
20. <i>Other</i> :	0.4%
✓ All of the above	



*Note:* The indices are calculated against the number of respondents who chose a second answer (79% of all respondents).

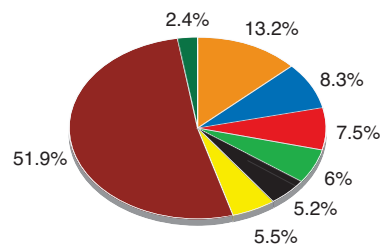
**6. How frequently are you forced to bribe or to make illegal payments?**

1. Every day or many times a month	3.6%
2. Once a month	5.6%
3. Once every three months	4.3%
4. Once every six months	8.2%
5. Once a year	20.2%
6. Never	45.3%
7. <i>Other</i> :	10%
✓ Once every several years	
8. Refused to answer	2.8%



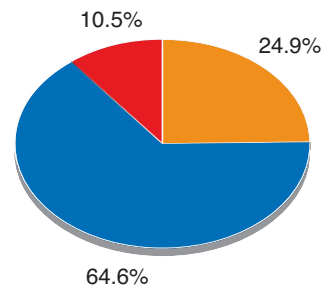
**7. If you have been forced to bribe over the last six months, which of the below-mentioned amounts is close to the one you paid (1 US dollar approximately equals 520 Armenian drams/AMD)?**

1. 5,000 AMD or below	13.2%
2. 5,001-10,000 AMD	8.3%
3. 10,001-25,000 AMD	7.5%
4. 25,001-50,000 AMD	6%
5. 50,000-100,000 AMD	5.2%
6. 100,001 AMD or above	5.5%
7. I have not given a bribe	51.9%
8. Refused to answer	2.4%



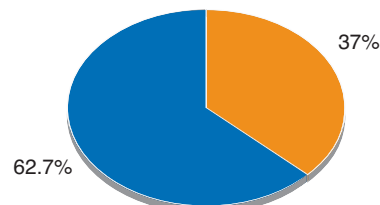
**8. Do you think a present given for a service (a box of chocolates, coffee, etc.) is a bribe?**

1. Yes	24.9%
2. No	64.6%
3. Difficult to answer	10.5%



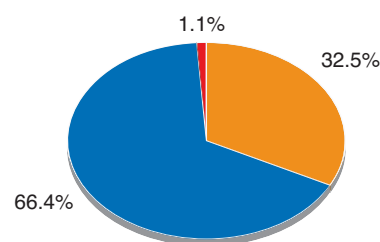
**9. Were you offered a bribe during the presidential or parliamentary elections of 2003?**

1. Yes	37%
2. No	62.7%
3. Refused to answer	0.3%



**10. If yes, did you take it?**

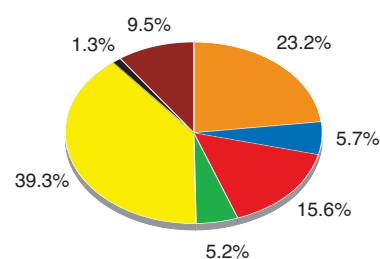
1. Yes	32.5%
2. No	66.4%
3. Refused to answer	1.1%



Note: The indices are calculated against the number of respondents who answered "Yes" to the previous question (37% of all respondents).

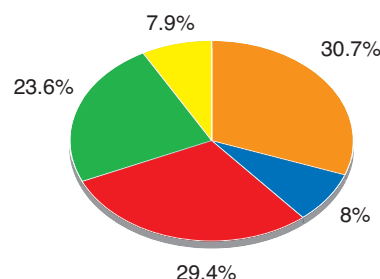
**11. Which branch of government is the most corrupt?**

1. Executive branch: Armenian government, ministries, government-affiliated bodies, governors' offices	23.2%
2. Legislative branch: National Assembly	5.7%
3. Judicial branch: courts, prosecutor's office	15.6%
4. Local governmental bodies	5.2%
5. All of them and equally	39.3%
6. None	1.3%
7. Difficult to answer	9.5%
8. Refused to answer	0.2%



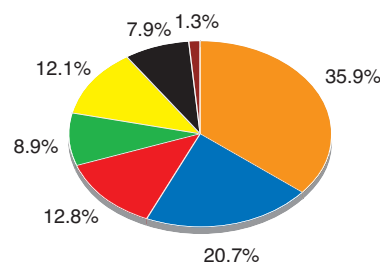
**12. In your opinion, corruption in the system of administration is...**

1. Compulsion directed to the lower levels by the higher ones	30.7%
2. The result of the lower levels being out of the control of higher ones	8%
3. Mutually profitable agreement between the lower and higher levels, the former protecting their positions and possibilities through payments to the latter	29.4%
4. All of the above	23.6%
5. Difficult to answer	7.9%
6. Refused to answer	0.4%



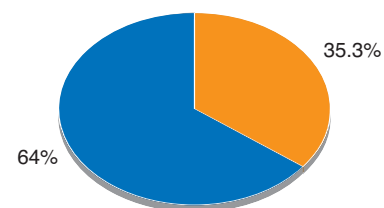
**13. Which is the major factor fostering corruption in Armenia?**

1. Arbitrariness and unaccountability of the authorities	35.9%
2. Prevalence of private and group interests	20.7%
3. Tolerance toward unlawfulness in people's consciousness	12.8%
4. People's unawareness of relevant laws and decisions being adopted	8.9%
5. Lack of clarity in the legislative field	12.1%
6. Difficult to answer	7.9%
7. Other:	1.3%
✓ All of the above	
✓ Society's difficult socioeconomic situation	
✓ Uncontrollability by the authorities	
✓ The authorities' greed and immorality	
✓ Lack of national thinking on the part of authorities	
8. Refused to answer	0.4%

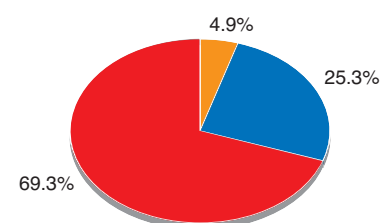


**14. Are you familiar with the program and directions of the government's campaign against corruption?**

1. Yes	35.3%
2. No	64%
3. Refused to answer	0.7%

**15. Do you believe in the success of this program and the government's measures?**

1. Yes	4.9%
2. No	25.3%
3. Difficult to answer	69.3%
4. Refused to answer	0.5%

**16. Which is the main reason for the inefficiency of the campaign against corruption?**

1. Authorities are not professional and adept	10.8%
2. Corrupt authorities cannot struggle against themselves	49.1%
3. Clans and oligarchs are the obstacles	14.8%
4. Society does not take part in that campaign	14.3%
5. Difficult to answer	9.8%
6. <i>Other:</i>	0.7%
✓ All of the above	
✓ National and human mindset	
✓ Inability to surmount socioeconomic difficulties	
✓ Inoperability of laws	
✓ The imperative for struggle is dictated by Europe, not from within	
7. Refused to answer	0.5%

